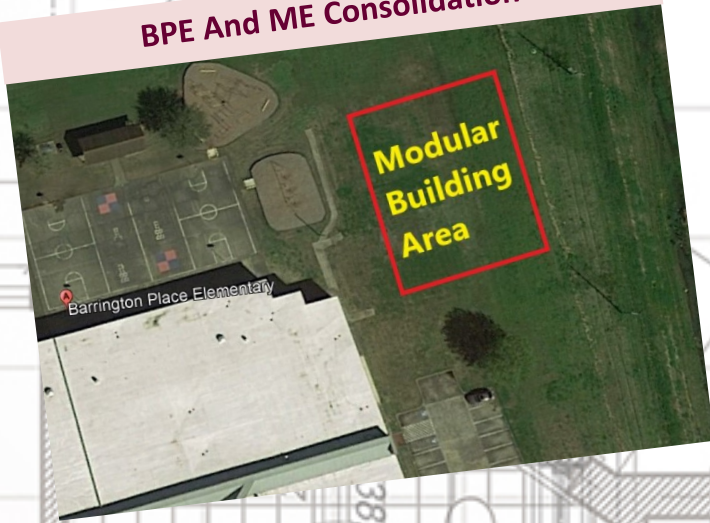


Garcia MS – Marquee Replacement



BPE And ME Consolidation



Watch  
Our  
Growth!



Design &  
Construction  
Managed  
Projects

April 2019  
MONTHLY REPORT

## Table of Contents



Understanding the Monthly Report	<b>Page</b> 3-6
Executive Summary	7
Program Cost Report by Schedule Phase	8
Program Cost Report by Project	9

**PROJECT NAME**

**PROJECT NUMBER**

**PROJECT MANAGER**

**Bidding and Negotiations**

Barrington Place ES and Meadows ES Consolidation	DC19-017.0084.0984	James Caylor	10
Temporary Building Relocations – 2019	DC19-011.0077.0983	James Caylor	11

**Construction**

Mercer Stadium – Light Masts Replacement	DC18-001.0060.0974	James Caylor	12
--	--------------------	--------------	----

**Close Out**

Garcia Middle School – Marquee Replacement	DC19-005.0072.0981	Adrian Davidson	13
Temporary Building Relocations – 2018	DC18-019.0067.0973	James Caylor	14

# Understanding the Monthly Report



**Schedule Phase Description:**

Not Started- Design or construction activities have not begun

Pre-Design- Activities between Board Approval of architectural services (if applicable) and actual design work

Design-Programming and design through Construction Documents

Bidding and Negotiations- Includes bidding, award and negotiation process with the contractor for construction work

Construction-Construction work in progress

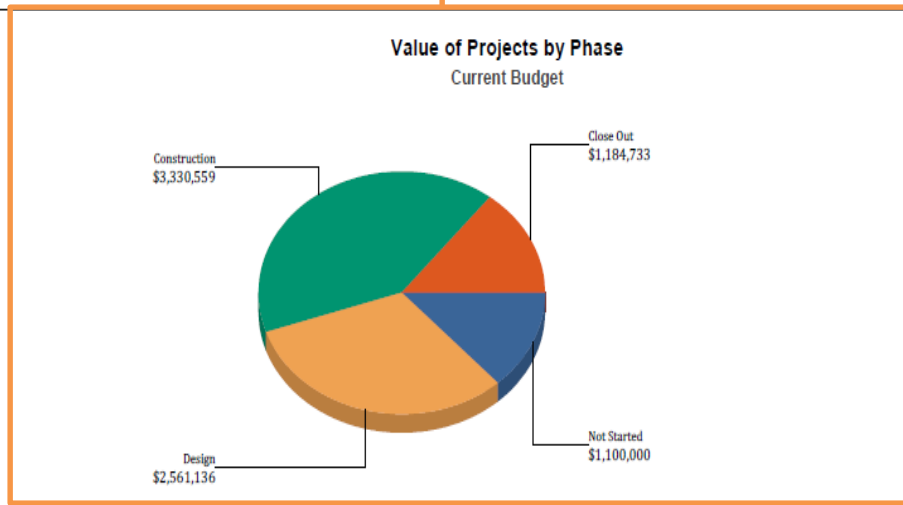
Close Out – Final inspection, submission and acceptance of required documents, and concluding payment

Move In- Occupancy is permitted though minor activities or corrections continue - this phase includes project closeout

Graphical representation of the total project budgets grouped by Phase

Fort Bend Independent School District  
Design and Construction Department

## Program Cost Report By Schedule Phase



Not Started	\$1,100,000
Design	\$2,561,136
Construction	\$3,330,559
Close Out	\$1,184,733
<b>Total:</b>	<b>\$8,176,428</b>

Description	BUDGET			COMMITMENTS					COST		
	A	B	C=A+B	D	E	F	G	H=D+E+F+G	I=C-H	J	K=J/C
	Original Budget	Budget Changes	Current Budget	Original Commitments	Approved Changes	Pending Commitments	Estimate To Complete	Projected Commitments	Projected Over/Under	Cost To Date	% Expended
Not Started	\$1,100,000	\$0	\$1,100,000	\$72	\$0	\$0	\$1,099,928	\$1,100,000	\$0	\$72	0%
Design	\$2,516,136	\$45,000	\$2,561,136	\$459,427	\$29,138	\$0	\$2,072,571	\$2,561,136	\$0	\$198,015	8%
Construction	\$3,330,559	\$0	\$3,330,559	\$2,718,210	\$(9,085)	\$0	\$621,434	\$3,330,559	\$0	\$1,367,189	41%
Close Out	\$1,184,733	\$0	\$1,184,733	\$1,238,899	\$(67,024)	\$0	\$13,058	\$1,184,733	\$0	\$1,154,228	97%
<b>Grand Totals:</b>	<b>\$8,131,428</b>	<b>\$45,000</b>	<b>\$8,176,428</b>	<b>\$4,416,408</b>	<b>\$(46,971)</b>	<b>\$0</b>	<b>\$3,806,991</b>	<b>\$8,176,428</b>	<b>\$0</b>	<b>\$2,717,502</b>	<b>33%</b>

# Understanding the Monthly Report



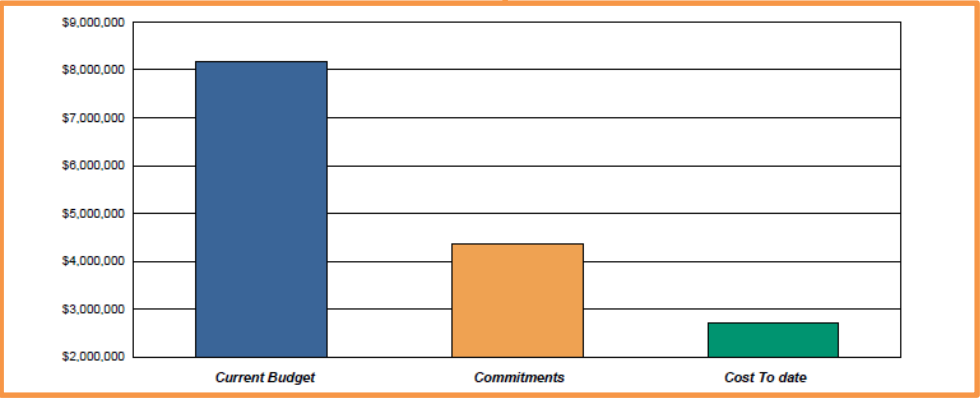
Graphical representation of the Budget/Costs status for the overall Program

**Column Headings:**

- Original Budget-Original budget funded through this report date
- Budget Changes-Approved budget adjustments by FBISD
- Current Budget-Current project budget through the report period
- Commitments-Sum of all contracts, contract change orders, and purchase orders through the report period
- Additional Commitments to Complete-Additional costs anticipated on the project
- Projected Commitments-Commitments plus additional commitments to complete
- Projected Over/Under-Current Budget minus the Projected Commitments - it represents savings or overruns in the project
- Cost to Date-Sum of all contract invoices and general invoices entered through the report period
- % Expended-Cost to Date divided by Current Budget

Fort Bend Independent School District  
Design and Construction Department

## Program Cost Report By Project



Project Name	BUDGET			COMMITMENTS				COST			
	A	B	C=A+B	D	E	F	G	H=D+E+F+G	I=C-H	J	K=J/C
	Original Budget	Budget Changes	Current Budget	Original Commitments	Approved Changes	Pending Commitments	Estimate To Complete	Projected Commitments	Projected Over/Under	Cost To Date	% Expended
Campus Scoreboards	\$483,709	\$0	\$483,709	\$483,203	\$0	\$0	\$506	\$483,709	\$0	\$236,711	49%
Clements HS - Athletic Field Upgrades	\$1,041,103	\$0	\$1,041,103	\$1,108,127	\$(67,024)	\$0	\$0	\$1,041,103	\$0	\$1,023,653	98%
District Wide School Marquees	\$358,487	\$0	\$358,487	\$0	\$0	\$0	\$358,487	\$358,487	\$0	\$0	0%
Dulles ES - Classroom Enclosure	\$144,161	\$0	\$144,161	\$144,161	\$0	\$0	\$0	\$144,161	\$0	\$22,689	16%
Electrical Service Upgrades	\$156,975	\$45,000	\$201,975	\$149,500	\$29,138	\$0	\$23,338	\$201,975	\$0	\$121,100	60%
Hall Stadium - Structural Wall Repair	\$0	\$0	\$0	\$0	\$0	\$0	\$0	\$0	\$0	\$0	0%
Hodges Bend Transportation - Fuel Storage Tank	\$143,630	\$0	\$143,630	\$130,572	\$0	\$0	\$13,058	\$143,630	\$0	\$130,572	91%
Hodges Bend/Lake Olympia Transportation-Bus Was	\$278,512	\$0	\$278,512	\$278,512	\$0	\$0	\$0	\$278,512	\$0	\$52,900	19%
Lake Olympia Transportation - Concrete & Lighting	\$734,885	\$0	\$734,885	\$743,770	\$(9,085)	\$0	\$0	\$734,885	\$0	\$416,714	57%
Meadows ES - Foundation Repairs	\$166,041	\$0	\$166,041	\$166,041	\$0	\$0	\$0	\$166,041	\$0	\$6,150	4%
Missouri City MS Gym	\$1,100,000	\$0	\$1,100,000	\$72	\$0	\$0	\$1,099,928	\$1,100,000	\$0	\$72	0%
Ridgemont ES - Spark Park	\$0	\$0	\$0	\$0	\$0	\$0	\$0	\$0	\$0	\$0	0%
Scoreboard - Structure & Soil	\$70,500	\$0	\$70,500	\$70,500	\$0	\$0	\$0	\$70,500	\$0	\$60,000	86%
Softball Scoreboards	\$461,004	\$0	\$461,004	\$229,963	\$0	\$0	\$231,041	\$461,004	\$0	\$188,652	41%
Stadium Scoreboards	\$689,212	\$0	\$689,212	\$657,812	\$0	\$0	\$31,400	\$689,212	\$0	\$399,912	58%
Townwest ES - Foundation Repairs	\$88,409	\$0	\$88,409	\$88,409	\$0	\$0	\$0	\$88,409	\$0	\$8,150	7%
West Side Agricultural Facility	\$2,215,000	\$0	\$2,215,000	\$165,766	\$0	\$0	\$2,049,234	\$2,215,000	\$0	\$52,226	2%
<b>Grand Totals:</b>	<b>\$8,131,428</b>	<b>\$45,000</b>	<b>\$8,176,428</b>	<b>\$4,416,408</b>	<b>\$(46,971)</b>	<b>\$0</b>	<b>\$3,806,991</b>	<b>\$8,176,428</b>	<b>\$0</b>	<b>\$2,717,502</b>	<b>33.24%</b>

# Understanding the Monthly Report



**Activity Description:**  
Design -Duration from programming through Construction Documents  
Bidding and Negotiations-Duration of procurement activities through negotiations with the contractor for construction work  
Construction -Duration for construction  
Close Out-Duration for move in and closeout

**Activity Bars:**  
Planned Bar- Baseline schedule for the project. The start and finish dates of the baseline are preset throughout the project and future schedule updates are measured against the baseline.  
Actual Bar- Actual performance by phase

#: Number noted inside each bar indicates number of calendar days

**Dates:**  
1<sup>st</sup> Column - Activity START date  
2<sup>nd</sup> Column - Activity END date

FBI SD Design and Construction  
 Project Number : DC15-025.0003.0955  
 Project Manager : James Caylor  
 Architect/Engineer : Aestimo  
 General Contractor : E Contractors

Project Summary  
**Meadows ES- Foundation Repairs**

**SCHEDULE SUMMARY**

Description	BUDGET			COMMITMENTS					COST		
	A	B	C=A+B	D	E	F	G	H=D+E+F+G	I=C-H	J	K=J/C
	Original Budget	Budget Changes	Current Budget	Original Commitments	Approved Changes	Pending Commitments	Estimate To Complete	Projected Commitments	Projected Over/Under	Cost To Date	% Expended
Architect & Engineering/ Professional Services	\$10,750	\$0	\$10,750	\$10,750	\$0	\$0	\$0	\$10,750	\$0	\$6,150	57%
Construction	\$155,291	\$0	\$155,291	\$155,291	\$0	\$0	\$0	\$155,291	\$0	\$0	0%
Furniture, Fixtures & Equipment	\$0	\$0	\$0	\$0	\$0	\$0	\$0	\$0	\$0	\$0	0%
Site Development	\$0	\$0	\$0	\$0	\$0	\$0	\$0	\$0	\$0	\$0	0%
Administrative and Other Project Costs	\$0	\$0	\$0	\$0	\$0	\$0	\$0	\$0	\$0	\$0	0%
Project Contingency	\$0	\$0	\$0	\$0	\$0	\$0	\$0	\$0	\$0	\$0	0%
<b>Totals</b>	<b>\$166,041</b>	<b>\$0</b>	<b>\$166,041</b>	<b>\$166,041</b>	<b>\$0</b>	<b>\$0</b>	<b>\$0</b>	<b>\$166,041</b>	<b>\$0</b>	<b>\$6,150</b>	<b>4%</b>

**SCOPE/COMMENTS**

SCOPE: The project includes foundation repair, interior wall repair in classroom areas, and exterior brick work.

COMMENTS: The construction contract was approved by the Board of Trustees on 1/19/2016. The construction start date is 6/6/2016 with Substantial Completion scheduled for 7/29/2016.

**PROJECT PHOTO**

**BUDGET /COST STATUS**

Report Date: 3/31/2016 Meadows ES- Foundation Repairs

# Understanding the Monthly Report

## Cost Description:

Architect & Engineering/Professional Services-A/E Design Fees, A/E Design Reimbursables, Surveying, Geotechnical, Material Testing & Inspection, Commissioning, TAB (Test and Balancing), Consulting Other, Haz-mat Consulting Services

Construction-Facility Construction in general and other associated costs such as Allowances and Construction Contingency

Furniture, Fixtures & Equipment-Costs for furniture, fixtures and equipment

Site Development-Permit & Site Fees related to construction

Administrative and Other Project Costs-Construction related costs outside of main Construction Contract with the General Contractor. It includes: Temporary Buildings & Services, Printing/Misc., Bid Advertising, Hazmat/Abatement, etc.

Project Contingency-Budget to be used as necessary for unanticipated project costs following approval from FBISD

**FBISD Design and Construction**  
Project Number : DC15-025.0003.0955  
Project Manager : James Caylor  
Architect/Engineer : Aestimo  
General Contractor : E Contractors

Project Summary  
**Meadows ES- Foundation Repairs**

---

**SCHEDULE SUMMARY**

design - estimate	9/1/2015	10/31/2015	60
design - actual	9/1/2015	10/31/2015	42
estding & negotations - estimate	11/1/2015	3/31/2016	120
estding & negotations - actual	10/17/2015	4/13/2016	94
construction - estimate (see contract set(s))	6/6/2016	6/12/2016	67
construction - actual	--	--	
move in - estimate	6/15/2016	6/17/2016	
move in - actual	--	--	

Description	BUDGET			COMMITMENTS				COST			
	A	B	C=A+B	D	E	F	G	H=D+E+F+G	I=C-H	J	K=J/C
Architect & Engineering/ Professional Services	\$10,750	\$0	\$10,750	\$10,750	\$0	\$0	\$0	\$10,750	\$0	\$6,150	57%
Construction	\$155,291	\$0	\$155,291	\$155,291	\$0	\$0	\$0	\$155,291	\$0	\$0	0%
Furniture, Fixtures & Equipment	\$0	\$0	\$0	\$0	\$0	\$0	\$0	\$0	\$0	\$0	0%
Site Development	\$0	\$0	\$0	\$0	\$0	\$0	\$0	\$0	\$0	\$0	0%
Administrative and Other Project Costs	\$0	\$0	\$0	\$0	\$0	\$0	\$0	\$0	\$0	\$0	0%
Project Contingency	\$0	\$0	\$0	\$0	\$0	\$0	\$0	\$0	\$0	\$0	0%
Totals	\$166,041	\$0	\$166,041	\$166,041	\$0	\$0	\$0	\$166,041	\$0	\$6,150	4%

---

**SCOPE/COMMENTS**

SCOPE: The project includes foundation repair, interior wall repair in classroom areas, and exterior brick work.

COMMENTS: The construction contract was approved by the Board of Trustees on 1/19/2016. The construction start date is 6/6/2016 with Substantial Completion scheduled for 7/29/2016.

**PROJECT PHOTO**

Meadows ES - Foundation Repairs

**BUDGET /COST STATUS**

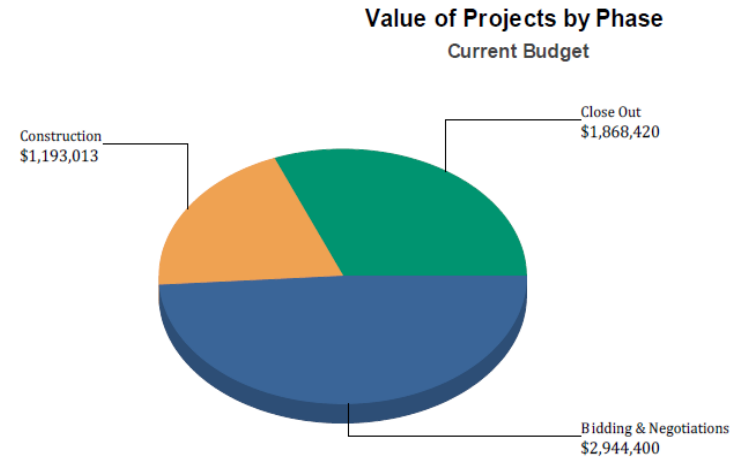
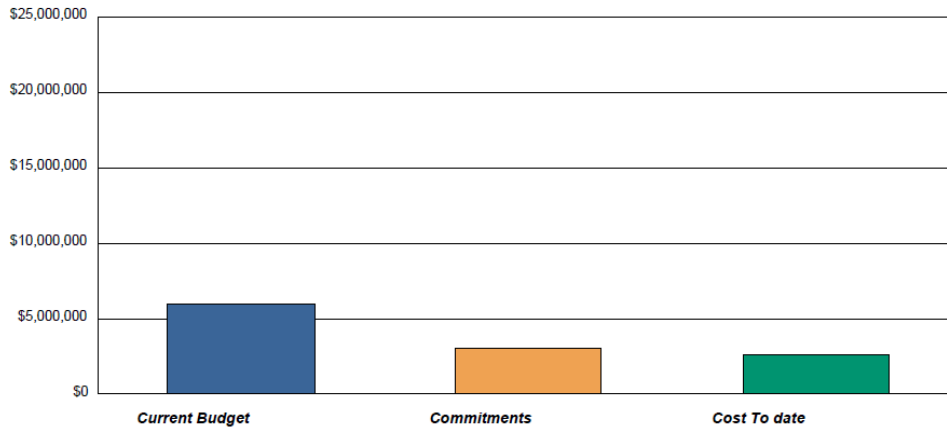
Report Date: 3/31/2016

**Current Budget: \$6,005,833**  
**Projected Commitments: \$6,005,833**

**Program Status\***

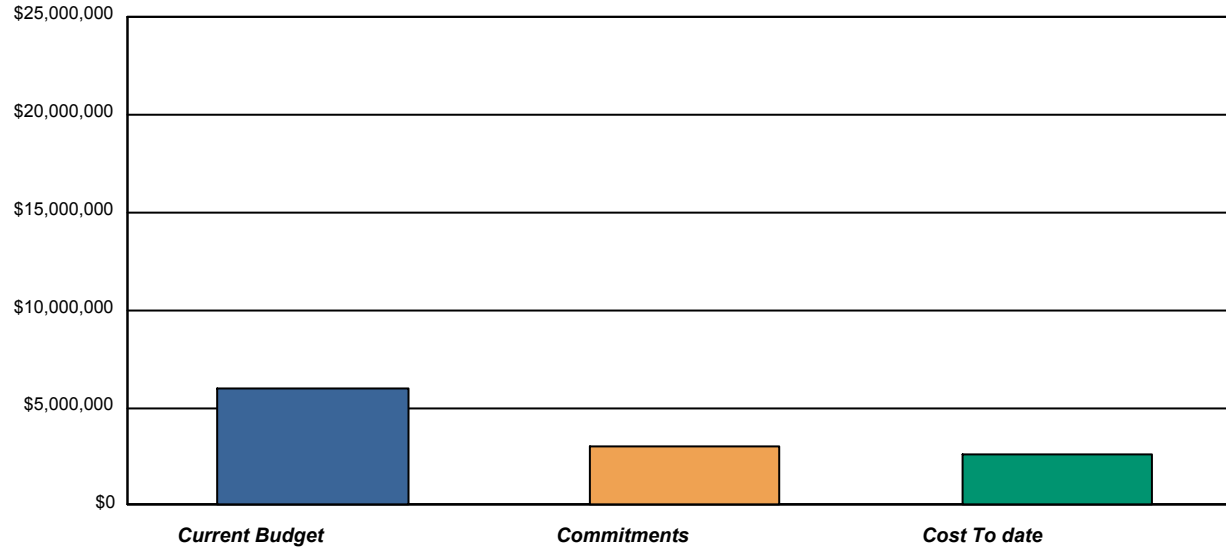
As of April 30, 2019, the Fort Bend Independent School District Design and Construction Department (FBISD D&C) currently has five capital projects. The active projects' current budgets total \$6,005,833 with approximately 49% in Bidding and Negotiations, 20% in Construction, and 31% in Close Out. The active projects have expended \$2,628,879 representing approximately 44% of the current budget. The composition of the portfolio by phase of work is represented in the following table and charts:

<u>Phase</u>	<u># Projects</u>	<u>Current Budget</u>
Bidding and Negotiations	2	\$ 2,944,400
Construction	1	\$ 1,193,013
Close Out	2	\$ 1,868,420
<b>TOTAL</b>	<b>5</b>	<b>\$ 6,005,833</b>



\*Please note that all amounts throughout this report may be affected by automatic rounding of whole dollars.

## Program Cost Report By Project

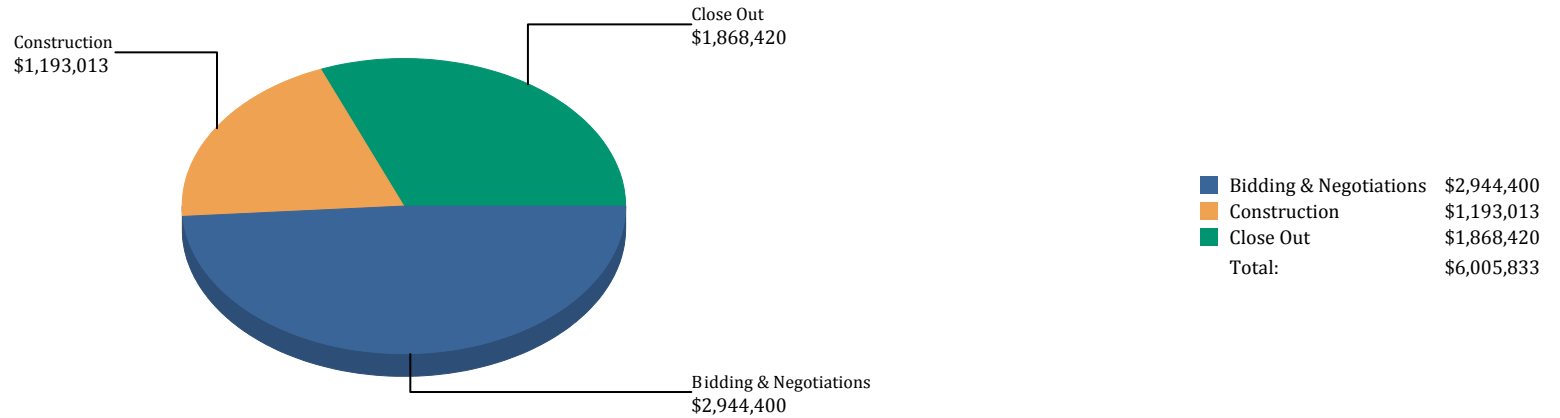


Project Name	BUDGET			COMMITMENTS					COST		
	A	B	C=A+B	D	E	F	G	H=D+E+F+G	I=C-H	J	K=J/C
	Original Budget	Budget Changes	Current Budget	Original Commitments	Approved Changes	Pending Commitments	Estimate To Complete	Projected Commitments	Projected Over/Under	Cost To Date	% Expended
BPE & ME Consolidation	\$1,114,900	\$0	\$1,114,900	\$0	\$0	\$1,114,900	\$0	\$1,114,900	\$0	\$0	0%
Garcia MS - Marquee Replacement	\$94,405	\$0	\$94,405	\$86,905	\$0	\$0	\$7,500	\$94,405	\$0	\$37,598	40%
Mercer Stadium - Light Masts Replacement	\$1,193,013	\$0	\$1,193,013	\$1,193,013	\$0	\$0	\$0	\$1,193,013	\$0	\$1,055,123	88%
Temporary Building Relocation-2018	\$1,774,015	\$0	\$1,774,015	\$1,771,909	\$0	\$0	\$2,106	\$1,774,015	\$0	\$1,536,158	87%
Temporary Building Relocation-2019	\$1,829,500	\$0	\$1,829,500	\$0	\$0	\$0	\$1,829,500	\$1,829,500	\$0	\$0	0%
<b>Grand Totals:</b>	<b>\$6,005,833</b>	<b>\$0</b>	<b>\$6,005,833</b>	<b>\$3,051,827</b>	<b>\$0</b>	<b>\$1,114,900</b>	<b>\$1,839,106</b>	<b>\$6,005,833</b>	<b>\$0</b>	<b>\$2,628,879</b>	<b>43.77%</b>



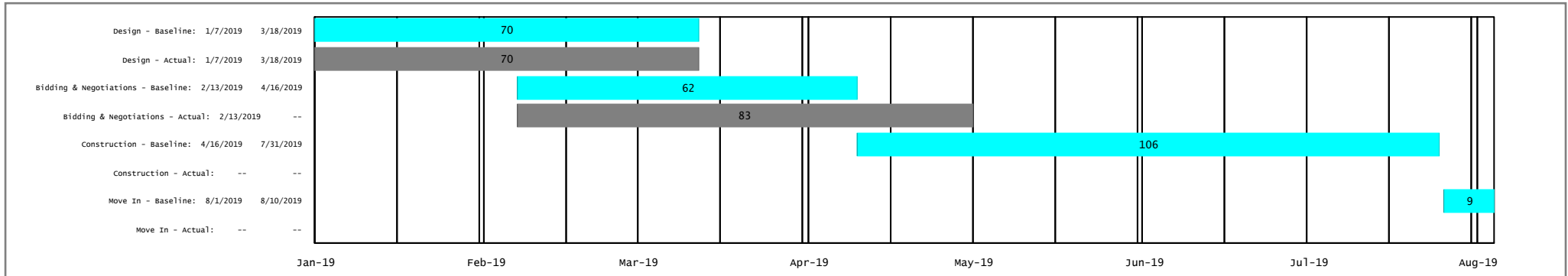
# Program Cost Report By Schedule Phase

**Value of Projects by Phase**  
Current Budget



Description	BUDGET			COMMITMENTS						COST	
	A	B	C=A+B	D	E	F	G	H=D+E+F+G	I=C-H	J	K=J/C
	Original Budget	Budget Changes	Current Budget	Original Commitments	Approved Changes	Pending Commitments	Estimate To Complete	Projected Commitments	Projected Over/Under	Cost To Date	% Expended
<b>Bidding &amp; Negotiations</b>	\$2,944,400	\$0	\$2,944,400	\$0	\$0	\$1,114,900	\$1,829,500	\$2,944,400	\$0	\$0	0%
<b>Construction</b>	\$1,193,013	\$0	\$1,193,013	\$1,193,013	\$0	\$0	\$0	\$1,193,013	\$0	\$1,055,123	88%
<b>Close Out</b>	\$1,868,420	\$0	\$1,868,420	\$1,858,814	\$0	\$0	\$9,606	\$1,868,420	\$0	\$1,573,757	84%
<b>Grand Totals:</b>	<b>\$6,005,833</b>	<b>\$0</b>	<b>\$6,005,833</b>	<b>\$3,051,827</b>	<b>\$0</b>	<b>\$1,114,900</b>	<b>\$1,839,106</b>	<b>\$6,005,833</b>	<b>\$0</b>	<b>\$2,628,879</b>	<b>44%</b>

**SCHEDULE SUMMARY**




Description	BUDGET			COMMITMENTS				COST			
	A	B	C=A+B	D	E	F	G	H=D+E+F+G	I=C-H	J	K=J/C
	Original Budget	Budget Changes	Current Budget	Original Commitments	Approved Changes	Pending Commitments	Estimate To Complete	Projected Commitments	Projected Over/Under	Cost To Date	% Expended
Administrative and Other Project Costs	\$0	\$0	\$0	\$0	\$0	\$0	\$0	\$0	\$0	\$0	0%
Project Contingency	\$0	\$0	\$0	\$0	\$0	\$0	\$0	\$0	\$0	\$0	0%
Architect & Engineering/ Professional Services	\$48,500	\$0	\$48,500	\$0	\$0	\$48,500	\$0	\$48,500	\$0	\$0	0%
Construction	\$866,400	\$0	\$866,400	\$0	\$0	\$866,400	\$0	\$866,400	\$0	\$0	0%
Furniture, Fixtures & Equipment	\$150,000	\$0	\$150,000	\$0	\$0	\$150,000	\$0	\$150,000	\$0	\$0	0%
Site Development	\$50,000	\$0	\$50,000	\$0	\$0	\$50,000	\$0	\$50,000	\$0	\$0	0%
<b>Totals:</b>	<b>\$1,114,900</b>	<b>\$0</b>	<b>\$1,114,900</b>	<b>\$0</b>	<b>\$0</b>	<b>\$1,114,900</b>	<b>\$0</b>	<b>\$1,114,900</b>	<b>\$0</b>	<b>\$0</b>	<b>0%</b>

**SCOPE/COMMENTS**

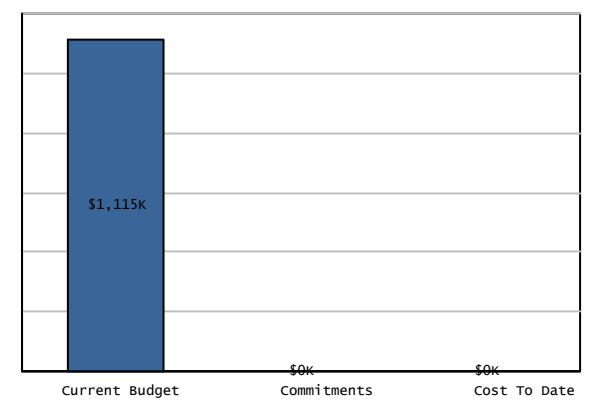
**SCOPE:** To support the rebuild of Meadows ES, Mobile Modular Management Corporation is supplying and installing a modular building with 12 classrooms and supporting restrooms. This project consists of the utility connections to the modular building and modifications to existing rooms at Barrington Place ES by a Job Order Contractor (JOC), E Contractors.

**COMMENTS:** Board approval was received on 4/15/2019. Contract execution is in progress.

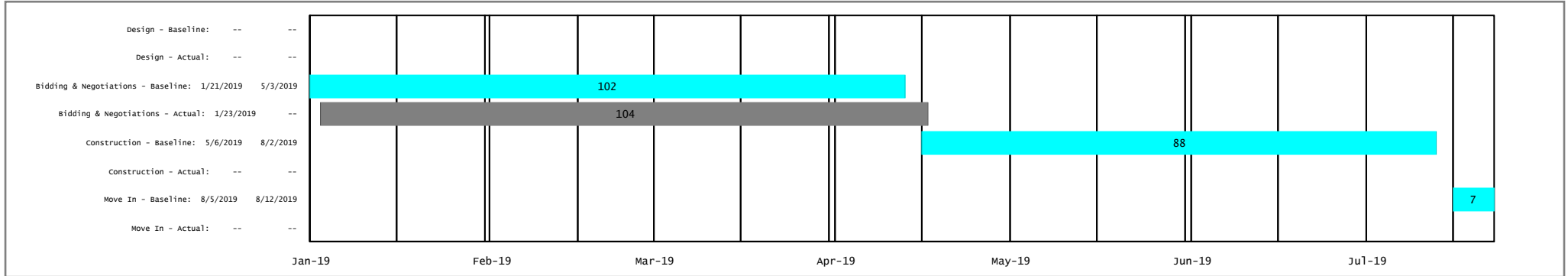
**PROJECT PHOTO**



**BUDGET/COST STATUS**



**SCHEDULE SUMMARY**



Description	BUDGET			COMMITMENTS					COST		
	A	B	C=A+B	D	E	F	G	H=D+E+F+G	I=C-H	J	K=J/C
	Original Budget	Budget Changes	Current Budget	Original Commitments	Approved Changes	Pending Commitments	Estimate To Complete	Projected Commitments	Projected Over/Under	Cost To Date	% Expended
Site Development	\$0	\$0	\$0	\$0	\$0	\$0	\$0	\$0	\$0	\$0	0%
Administrative and Other Project Costs	\$0	\$0	\$0	\$0	\$0	\$0	\$0	\$0	\$0	\$0	0%
Project Contingency	\$0	\$0	\$0	\$0	\$0	\$0	\$0	\$0	\$0	\$0	0%
Architect & Engineering/ Professional Services	\$0	\$0	\$0	\$0	\$0	\$0	\$0	\$0	\$0	\$0	0%
Construction	\$1,369,500	\$0	\$1,369,500	\$0	\$0	\$0	\$1,369,500	\$1,369,500	\$0	\$0	0%
Furniture, Fixtures & Equipment	\$460,000	\$0	\$460,000	\$0	\$0	\$0	\$460,000	\$460,000	\$0	\$0	0%
<b>Totals:</b>	<b>\$1,829,500</b>	<b>\$0</b>	<b>\$1,829,500</b>	<b>\$0</b>	<b>\$0</b>	<b>\$0</b>	<b>\$1,829,500</b>	<b>\$1,829,500</b>	<b>\$0</b>	<b>\$0</b>	<b>0%</b>

**SCOPE/COMMENTS**

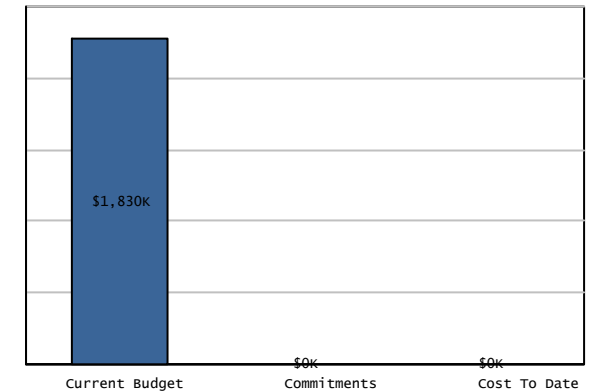
SCOPE: This project consists of the relocation of 14 temporary classroom buildings for the 2019-2020 school year.

COMMENTS: Job Order Contract has been executed.

**PROJECT PHOTO**

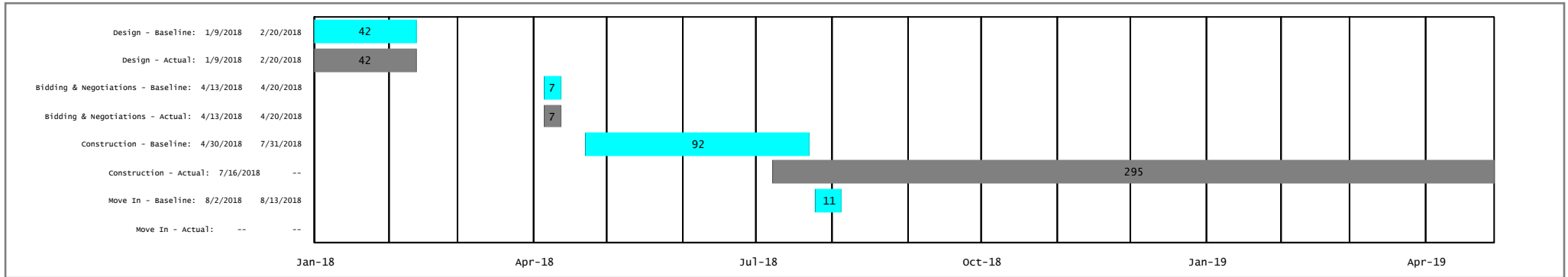


**BUDGET/COST STATUS**



# Mercer Stadium - Light Masts Replacement

## SCHEDULE SUMMARY



Description	BUDGET			COMMITMENTS					COST		
	A	B	C=A+B	D	E	F	G	H=D+E+F+G	I=C-H	J	K=J/C
	Original Budget	Budget Changes	Current Budget	Original Commitments	Approved Changes	Pending Commitments	Estimate To Complete	Projected Commitments	Projected Over/Under	Cost To Date	% Expended
Furniture, Fixtures & Equipment	\$0	\$0	\$0	\$0	\$0	\$0	\$0	\$0	\$0	\$0	0%
Site Development	\$0	\$0	\$0	\$0	\$0	\$0	\$0	\$0	\$0	\$0	0%
Administrative and Other Project Costs	\$0	\$0	\$0	\$0	\$0	\$0	\$0	\$0	\$0	\$0	0%
Project Contingency	\$0	\$0	\$0	\$0	\$0	\$0	\$0	\$0	\$0	\$0	0%
Architect & Engineering/ Professional Services	\$101,650	\$0	\$101,650	\$101,650	\$0	\$0	\$0	\$101,650	\$0	\$87,975	87%
Construction	\$1,091,363	\$0	\$1,091,363	\$1,091,363	\$0	\$0	\$0	\$1,091,363	\$0	\$967,148	89%
<b>Totals:</b>	<b>\$1,193,013</b>	<b>\$0</b>	<b>\$1,193,013</b>	<b>\$1,193,013</b>	<b>\$0</b>	<b>\$0</b>	<b>\$0</b>	<b>\$1,193,013</b>	<b>\$0</b>	<b>\$1,055,123</b>	<b>88%</b>

### SCOPE/COMMENTS

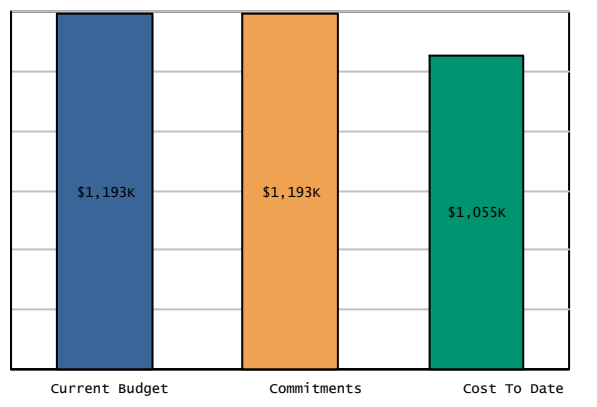
**SCOPE:** This project consists of the replacement of four deteriorated light masts at Mercer Stadium with new concrete foundations and masts, lighting systems for four masts, and replacement of the outdated service electrical switch gear.

**COMMENTS:** The contractor is working on remote controls for the stadium maintenance lights and close out documents. Completion of control installation is scheduled for early May.

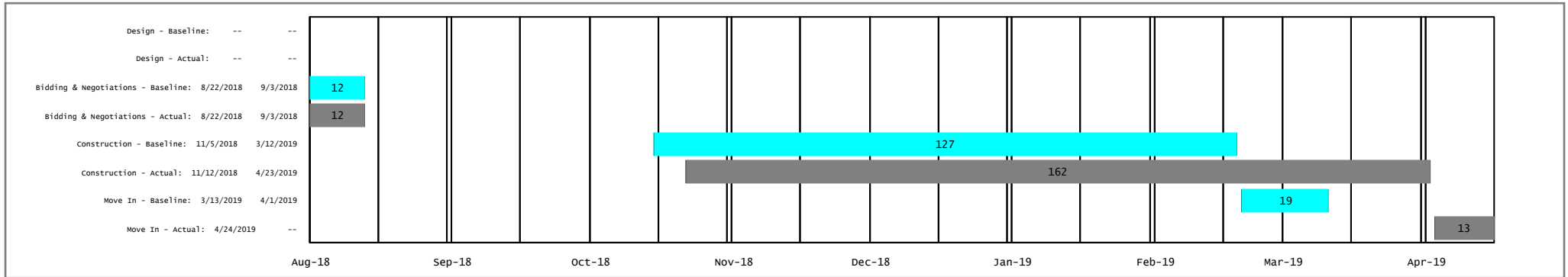
### PROJECT PHOTO



### BUDGET/COST STATUS



**SCHEDULE SUMMARY**



Description	BUDGET			COMMITMENTS					COST		
	A	B	C=A+B	D	E	F	G	H=D+E+F+G	I=C-H	J	K=J/C
	Original Budget	Budget Changes	Current Budget	Original Commitments	Approved Changes	Pending Commitments	Estimate To Complete	Projected Commitments	Projected Over/Under	Cost To Date	% Expended
Furniture, Fixtures & Equipment	\$0	\$0	\$0	\$0	\$0	\$0	\$0	\$0	\$0	\$0	0%
Administrative and Other Project Costs	\$0	\$0	\$0	\$0	\$0	\$0	\$0	\$0	\$0	\$0	0%
Project Contingency	\$0	\$0	\$0	\$0	\$0	\$0	\$0	\$0	\$0	\$0	0%
Architect & Engineering/ Professional Services	\$0	\$0	\$0	\$0	\$0	\$0	\$0	\$0	\$0	\$0	0%
Construction	\$86,905	\$0	\$86,905	\$86,905	\$0	\$0	\$0	\$86,905	\$0	\$37,598	43%
Site Development	\$7,500	\$0	\$7,500	\$0	\$0	\$0	\$7,500	\$7,500	\$0	\$0	0%
Construction	\$0	\$0	\$0	\$0	\$0	\$0	\$0	\$0	\$0	\$0	0%
<b>Totals:</b>	<b>\$94,405</b>	<b>\$0</b>	<b>\$94,405</b>	<b>\$86,905</b>	<b>\$0</b>	<b>\$0</b>	<b>\$7,500</b>	<b>\$94,405</b>	<b>\$0</b>	<b>\$37,598</b>	<b>40%</b>

**SCOPE/COMMENTS**

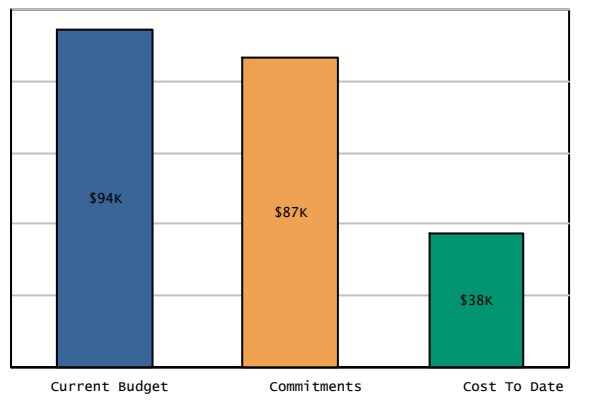
**SCOPE:** The project consists of the replacement of the Garcia Middle School marquee. Scope includes conduit installation for electrical and data cables to the marquee; a new digital marquee sign; replacement of the existing school logo and back lighting.

**COMMENTS:** The marquee has been installed. Software training has been completed. Substantial Completion was issued late April. Project close out is in process.

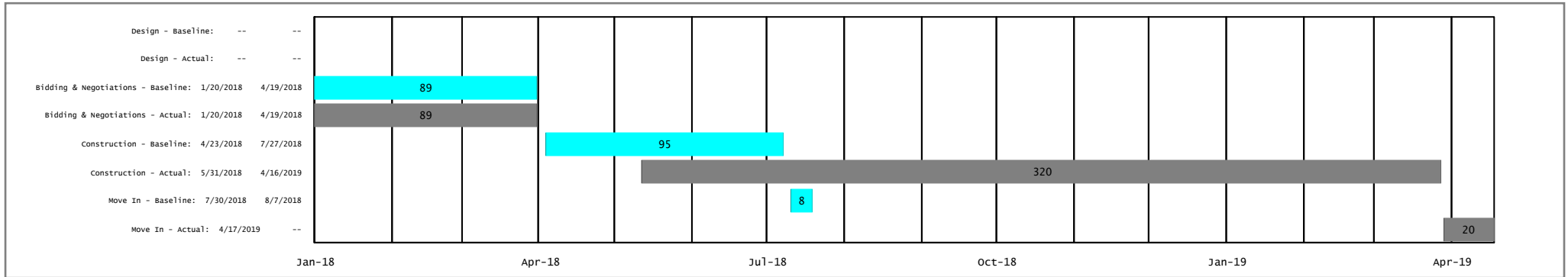
**PROJECT PHOTO**



**BUDGET/COST STATUS**



**SCHEDULE SUMMARY**



Description	BUDGET			COMMITMENTS					COST		
	A	B	C=A+B	D	E	F	G	H=D+E+F+G	I=C-H	J	K=J/C
	Original Budget	Budget Changes	Current Budget	Original Commitments	Approved Changes	Pending Commitments	Estimate To Complete	Projected Commitments	Projected Over/Under	Cost To Date	% Expended
Architect & Engineering/ Professional Services	\$12,000	\$0	\$12,000	\$12,000	\$0	\$0	\$0	\$12,000	\$0	\$8,634	72%
Construction	\$1,712,015	\$0	\$1,712,015	\$1,712,015	\$0	\$0	\$0	\$1,712,015	\$0	\$1,479,630	86%
Furniture, Fixtures & Equipment	\$50,000	\$0	\$50,000	\$47,894	\$0	\$0	\$2,106	\$50,000	\$0	\$47,894	96%
Site Development	\$0	\$0	\$0	\$0	\$0	\$0	\$0	\$0	\$0	\$0	0%
Administrative and Other Project Costs	\$0	\$0	\$0	\$0	\$0	\$0	\$0	\$0	\$0	\$0	0%
<b>Totals:</b>	<b>\$1,774,015</b>	<b>\$0</b>	<b>\$1,774,015</b>	<b>\$1,771,909</b>	<b>\$0</b>	<b>\$0</b>	<b>\$2,106</b>	<b>\$1,774,015</b>	<b>\$0</b>	<b>\$1,536,158</b>	<b>87%</b>

**SCOPE/COMMENTS**

SCOPE: This project consists of relocating and refacing the exterior building walls of 20 temporary classroom buildings and refurbishing seven temporary classroom buildings at various campuses throughout the District for the 2018-2019 school year.

COMMENTS: Final inspection for the final three temporary classroom buildings relocated to Ridgemont Early Literacy Center and Ridgemont Elementary School has been completed. Certificate of Occupancy has been received from the City of Houston. Project close out is in process.

**PROJECT PHOTO**



**BUDGET/COST STATUS**

